


# WHAT WE LEARN IN KINDERGARTEN MUSIC

## ELEMENTS OF MUSIC: PITCH

*I can*

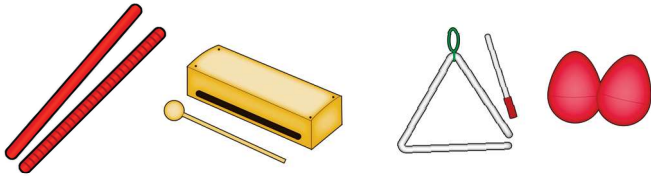
- show high, medium or low sounds.
- show how melodies go up, down or stay the same.



## ELEMENTS OF MUSIC: TIMBRE

*I can identify and use*

- speaking, whispering, calling, and singing voices.
- many classroom instruments when I see them or hear them.
- woods, metals, shakes/scrapes, drums.



## ELEMENTS OF MUSIC: EXPRESSION

*I can identify and perform*

- loud and quiet
- fast and slow
- smooth or separated



## CREATE

*I can*

- create and play patterns using loud/quiet or picture word rhythms.
- improvise melodies (Q/A, Melody Elephant).

## PERFORM

*I can*

- sing, move, and play instruments.

*As an Audience I can*

- be a good listener.

## ELEMENTS OF MUSIC: BEAT AND RHYTHM

*I can*

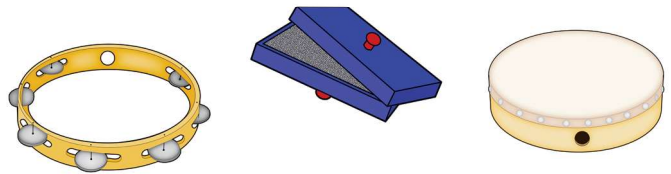
- tell when there's a beat and when there's no beat.
- I can move to and play a steady beat.



## ELEMENTS OF MUSIC: FORM

*I can*

- show phrases.
- tell if phrases are the same or different.
- move to show different sections of the music.



## VOCABULARY

*beat*

*rhythm*

*high/low*

*loud/quiet*

*fast/slow*

*smooth/separated*

*woods*

*metals*

*shakes/scrapes*

*drums*

*solo*

*repeat*

## RESPOND

*I can*

- tell or show with movement how music makes me feel.

## CONNECT

*I can*


- listen to music and sing songs and tell about the places they're from.

# WHAT WE LEARN IN GRADE 1 MUSIC

## ELEMENTS OF MUSIC: PITCH

I can

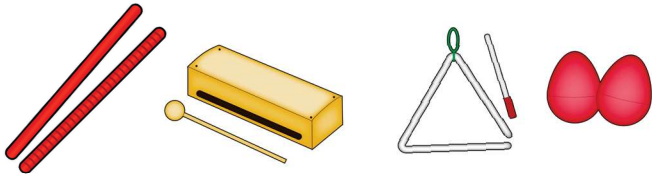
- show high, medium or low sounds
- show how melodies go up, down or stay the same
- sing, read, and write these notes: mi so and la



## ELEMENTS OF MUSIC: TIMBRE

I can identify and use

- speaking, whispering, calling, and singing voices.
- many classroom instruments when I see them or hear them.
- woods, metals, shakes/scrapes, drums.



## ELEMENTS OF MUSIC: EXPRESSION

I can identify and perform

- loud and quiet
- fast and slow
- smooth or separated



## CREATE

I can

- create and play rhythm patterns.
- create and sing melodies.

## PERFORM

I can

- sing, move, and play instruments.

As an Audience I can

- be a good listener.

## ELEMENTS OF MUSIC: BEAT AND RHYTHM

I can

- tell when there's a beat and when there's no beat.
- move to and play a steady beat.
- tell when there is



 one sound on a beat

 two sounds on a beat

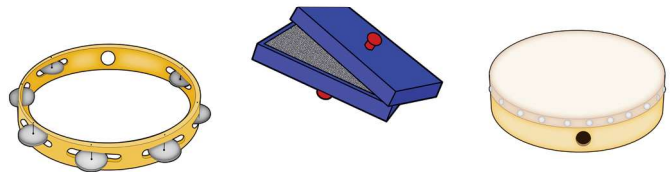
 no sound on a beat

- read these rhythms:   

## ELEMENTS OF MUSIC: FORM

I can

- show phrases with arm motions.
- tell if phrases are the same or different.
- move to show different sections of the music.



## VOCABULARY

beat

rhythm

high/low

loud/quiet

fast/slow

smooth, separated

woods

metals

shakes/scrapes

drums

solo

repeat

## RESPOND

I can

- tell or show with movement how music makes me feel.

## CONNECT

I can

- listen to music and sing songs and tell about the places they're from.

# WHAT WE LEARN IN GRADE 2 MUSIC

## ELEMENTS OF MUSIC: PITCH

I can

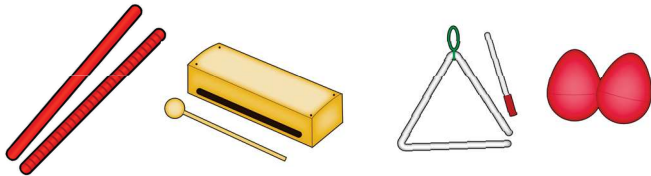
- show high, medium, low.
- show how melodies go up, down or same.
- sing, read and write songs that use these notes: m s l and dr m.



## ELEMENTS OF MUSIC: TIMBRE

I can

- use and identify speaking, whispering, calling, and singing voices; adult and children's voices.
- identify classroom instruments, body percussion.
- name and identify woodwind, brass, percussion, string families.



## ELEMENTS OF MUSIC: EXPRESSION

I can identify and perform

- *pp p mp mf f ff*
- adagio, moderato, allegro, presto, prestissimo
- smooth, separated
- I can talk about the mood of music and how expression helps the listener to know what it's about.

## CREATE

I can improvise, create and play

- rhythm patterns, melodies, new verses, and sound effects for stories and poems.

## PERFORM

I can

- sing, move, and play instruments.


As an Audience I can

- be a good listener.

## ELEMENTS OF MUSIC: BEAT AND RHYTHM

I can

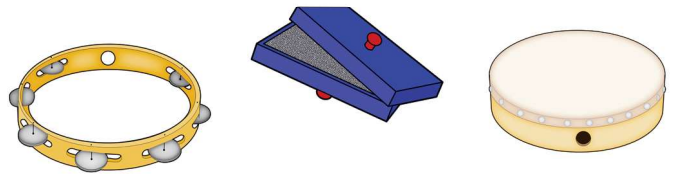
- move to show beats in groups of 2,3,4.
- tell when there's a beat or no beat.
- tell when sounds are held for more than one beat.
- read these rhythms:



## ELEMENTS OF MUSIC: FORM

I can

- show phrase form and tell if the phrases are the same or different.
- identify these forms: AB, ABA, rondo.



## VOCABULARY

high/low  
loud/quiet  
fast/slow  
smooth/separated  
beat  
rhythm

woods  
metals  
shakes/scrapes  
drums  
solo  
repeat

## RESPOND

I can

- tell or show with movement how music makes me feel.

## CONNECT

I can


- listen to music and sing songs and tell about the places they're from.

# WHAT WE LEARN IN GRADE 3 MUSIC

## ELEMENTS OF MUSIC: PITCH

I can

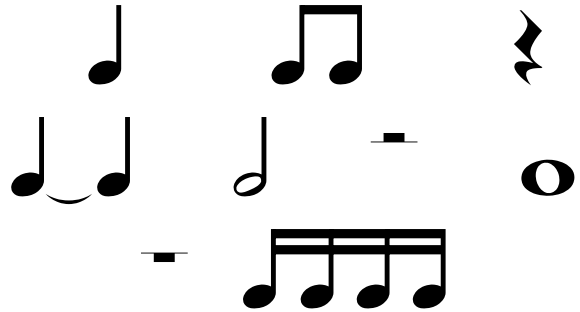
- sing, read and write these notes so, la, do re mi so la do'



## ELEMENTS OF MUSIC: BEAT AND RHYTHM

I can

- read these rhythms:



## ELEMENTS OF MUSIC: TIMBRE

I can

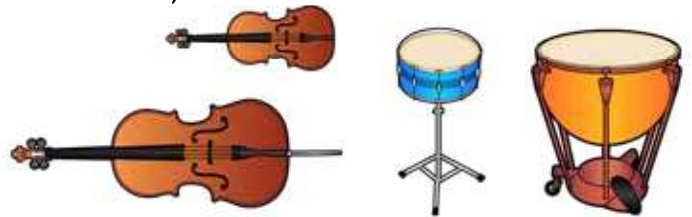
- identify and classify classroom instruments by sight and sound.
- describe the families of instruments in the orchestra: woodwind, brass, strings, percussion.



## ELEMENTS OF MUSIC: FORM

I can

- describe phrase form.
- define and use repeat signs, 1st and 2nd endings.
- describe ABA, AABA, rondo, theme and variations, verse chorus.



## ELEMENTS OF MUSIC: EXPRESSION

I can identify and perform

- *pp p mp mf f ff*
- crescendo, decrescendo
- adagio, andante, moderato, allegro, presto, prestissimo, fermata
- staccato, legato and accent

## VOCABULARY

beat, rhythm  
staff  
treble clef  
solo  
divisi  
canon  
round

rondo  
theme & variations  
timbre  
time signature  
tempo  
dynamics  
form

## CREATE

I can improvise, create and play

- rhythm patterns, melodies, new verses, and sound effects for stories and poems.

## PERFORM

I can

- sing, move, and play instruments.
- As an Audience I can
- describe and demonstrate good performance and concert etiquette.

## RESPOND

I can

- write about or show with movement how music makes me feel.

## CONNECT

I can

- listen to music and sing songs and tell about the places they're from.

# WHAT WE LEARN IN GRADE 4 MUSIC

## ELEMENTS OF MUSIC: PITCH

*I can*

- sing, read and write these notes  
so, la, ti, do re mi fa so la ti do' and CDEFGABC'



## ELEMENTS OF MUSIC: TIMBRE

*I can*

- identify and classify classroom and orchestral instruments.
- identify Orff instruments SX, AX, BX, etc.
- identify and play instruments that are available in my program: recorder, guitar, ukulele, bucket drum, body percussion.



## ELEMENTS OF MUSIC: EXPRESSION

*I can identify and perform*

- *pp p mp mf f ff*
- crescendo, decrescendo
- largo, adagio, andante, moderato, allegro, presto, prestissimo, fermata
- staccato, legato and accent

### CREATE

*I can improvise, create and play*

- rhythm patterns, melodies, new verses, sound effects and accompaniments for songs.

### PERFORM

*I can*

- sing, move, and play instruments.
- As an Audience I can*
- describe and demonstrate good performance and concert etiquette.

## ELEMENTS OF MUSIC: BEAT AND RHYTHM

*I can*


- move to show beats in groups of 2, 3, 4.
- read and conduct music in  $\frac{2}{4}$   $\frac{3}{4}$   $\frac{4}{4}$
- read these rhythms:



## ELEMENTS OF MUSIC: FORM

*I can*

- define and use repeat signs, 1st and 2nd endings, coda, D.S., D.C., fine.
- describe ABA, AABA, rondo, theme and variations, verse chorus, D.C., fine.
- use and create rhythmic and melodic ostinato.



## VOCABULARY

beat, rhythm  
staff  
treble clef  
solo  
divisi  
canon  
round

rondo  
theme & variations  
timbre  
time signature  
tempo  
dynamics  
form

### RESPOND

*I can*

- write about or show with movement how music makes me feel.

### CONNECT

*I can*

- listen to music and sing songs and tell about the places they're from.

# WHAT WE LEARN IN GRADE 5 MUSIC

## ELEMENTS OF MUSIC: PITCH

*I can*

- sing, read and write these notes  
so, la, **ti**, do re mi **fa** so la **ti** do'  
and CDEFGABC'D'



## ELEMENTS OF MUSIC: TIMBRE

*I can*

- identify and classify classroom and orchestral instruments.
- identify Orff instruments SX, AX, BX, etc.
- identify and play instruments that are available in my program: recorder, guitar, ukulele, bucket drum, body percussion.



## ELEMENTS OF MUSIC: EXPRESSION

*I can identify, define and perform*

- ***pp p mp mf f ff***
- crescendo, decrescendo
- adagio, andante, moderato, allegro, presto, prestissimo, fermata
- staccato, legato and accent

### CREATE

*I can improvise, create and play*

- rhythm patterns, melodies, new verses, sound effects and accompaniments for songs.

### PERFORM

*I can*

- sing, move, and play instruments.

*As an Audience I can*

- describe and demonstrate good performance and concert etiquette.

## ELEMENTS OF MUSIC: BEAT AND RHYTHM

*I can*


- read music in  $\frac{2}{4}$   $\frac{3}{4}$   $\frac{4}{4}$
- read these rhythms



## ELEMENTS OF MUSIC: FORM

*I can*

- define and use phrase form, repeat signs, 1st and 2nd endings, coda, D.S., D.C., fine.
- describe ABA, AABA, rondo, theme and variations, verse chorus.
- use and create rhythmic and melodic ostinato.



## VOCABULARY

beat, rhythm  
staff  
treble clef  
solo  
divisi  
canon  
round

rondo  
theme & variations  
timbre  
time signature  
tempo  
dynamics  
form

### RESPOND

*I can*

- write about or show with movement how music makes me feel.

### CONNECT

*I can*

- listen to music and sing songs and tell about the places they're from.